

A large, stylized lion mascot in a dark blue color, facing left, serves as a background for the text.

THE ARTS
@BENTON

GCSE Art & Design

AQA



Why Study Art & Design?

If you enjoy being creative, want to increase your practical skills and improve your analytical, communication and research abilities, art and design is a great choice.

The skills you gain make it a great complement to other subjects. Art and design is a way of seeing things and making sense of the world around you. It can help you with further study and prepare you for the world of work.

You will look at different approaches to art and use lots of different materials, techniques and processes including drawing, painting, photography, sculpture and mixed media.





CREATING A CLIMATE FOR GREAT LEARNING.
SUCCESS AND OPPORTUNITY

What will I study?

Art & Design

- History/Theory of Art
- Drawing, painting, mixed-media, sculpture, ceramics, printmaking and photography.
 - Adobe CC
 - DSLR handling
- Composition and Layout
- Independent project management
 - Portfolio creation
 - Presentation skills
- A variety of pathways or specialisms are available through Art & Design



CREATING A CLIMATE FOR GREAT LEARNING.
SUCCESS AND OPPORTUNITY

How will I be Assessed?

Component 1: Portfolio

The emphasis of this component will be on the development of understanding and skills using an appropriate range of materials, processes and techniques.

Each student must include in their portfolio:

- a selection of thoughtfully presented work that demonstrates the breadth and depth of the course of study.
- produce a sustained personal project and a selection of further work that represents the Art and Design specification.



CREATING A CLIMATE FOR GREAT LEARNING.
SUCCESS AND OPPORTUNITY

How will I be Assessed?

Component 2: Externally Set Assignment

Separate question papers will be provided by AQA. Each question paper will consist of a choice of seven questions to be used as starting points. Students are required to select one. Students will be provided with examination papers on 2 January 2025, or as soon as possible after that date.

- Following the preparatory period, students must complete 10 hours of unaided, supervised time.
- In the 10 hours students must produce a finished outcome or a series of related finished outcomes, informed by their preparatory work.



CREATING A CLIMATE FOR GREAT LEARNING.
SUCCESS AND OPPORTUNITY

How will I be assessed?

Component 1: Portfolio	Component 2: Externally Set Assignment
No time limit.	9 Week Preparatory Period + 10 hours supervised time
Out of 96 Marks	Out of 96 Marks
60% of GCSE	40% of GCSE

A01

RESEARCH & DEVELOP

Develop ideas through investigations, demonstrating critical understanding of sources.

WHAT TO INCLUDE

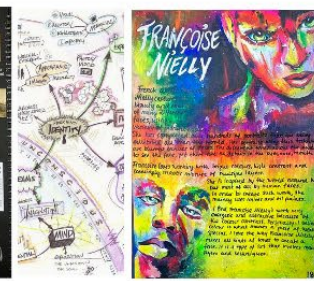

- >Title
- >High quality images
- >Relevant background
- >Large visual analysis (copy) of the work
- >Annotation
- >Interesting layout
- >Neat presentation



ANNOTATION

As a general rule, always try to say:

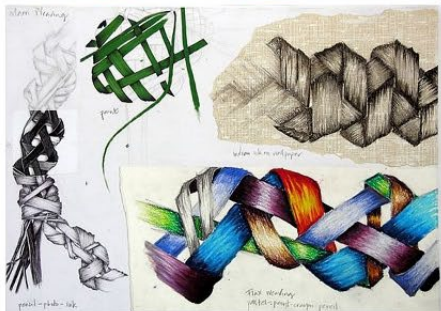
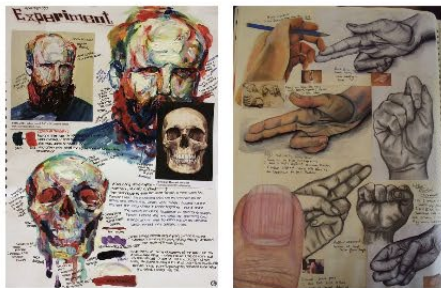
- >What you have looked at
- >Who made it
- >When it was made
- >Why it is inspiring to you
- >How it will impact your own work



A02

EXPERIMENT & REFINE

Refine work by exploring ideas, selecting and experimenting with appropriate media, materials, techniques and processes.



TECHNIQUES

- Colour/B&W
- Drawing
- Collage
- Photography
- Digital
- Textiles
- Photocopying
- Mixed media
- Printing
- Ceramics
- Sculpture
- 3D
- Painting
- Illustration



MATERIALS

- Acrylic paint
- Pencil
- Biro
- Fineliner
- Ink
- Markers
- Felt tips
- Colouring pencils
- Cotton/thread
- Fabric
- Cardboard
- Clay
- Oil pastel
- Chalk
- Crayon
- Watercolour paint
- Oil paint
- Wax
- Charcoal
- Wire
- Different papers
- Newspapers
- Magazines
- Tracing paper
- Acetate
- Print outs



@BentonParkSo





A03

RECORDING & IDEAS

Record ideas, observations and insights relevant to intentions as work progresses.

Try to record from;

- >Primary Sources
- >Secondary Sources



ANNOTATION

When talking about your own work, try to say:

- >What you have done
- >How you have done it
- >What inspired you
- >What else you tried
- >If there is anything you would change




@BentonParkSo

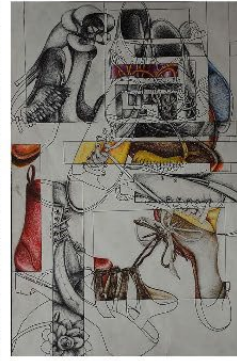

A04

PERSONAL RESPONSE

Present a personal and meaningful response that realises intentions and demonstrates understanding of visual language.




ENSURE IT HAS
Connections to
your previous
work for A01
A02 and A03





Why study an
Art & Design
course?





Creative Journeys

#CreativeJourneys



@BentonParkSc




www.creativejourneyuk.com



@BentonParkSc

What careers could this lead to?



Writing / Analytical

- Art Curriculum Writer
- Art Historian
- Art Critic
- Arts Administrator
- Arts and Cultural Planner
- Website Owner / Blogger
- Graphic Novel Author

Fashion / Textiles

- Fibre Artist
- Accessory Designer (Shoes / Bags / Hats)
- Dressmaker
- Embroiderer
- Fashion Consultant
- Fashion Designer / Sports Apparel Designer
- Fashion Merchandising
- Pattern Maker
- Costume Designer
- Quilt / Rug / Linen Designer
- Fabric / Textile Designer
- T-Shirt Designer

Graphic Design

- Advertising Director
- Logo / Branding Designer
- Advertisement Designer
- Sign Writer
- Magazine Layout Designer
- Book / eBook Designer
- Packaging Designer
- Calendar / Stationery / Wallpaper Designer
- Typographer

Spatial Design

- Architect
- Landscape Architect
- Urban Designer / Town Planner
- Playground / Theme Park / Sports Arena / Golf Course Designer
- Interior Designer / Decorator
- Set / Stage Design

Digital / Multi-Media

- Animator
- Concept Artist
- Digital Illustrator
- Digital 3D Modeller
- Web Designer
- iPhone / Android App Designer
- Television / Film Producer
- Documentary Filmmaker
- Camera Operator
- Film Editor
- Special Effects Designer
- Video Game Design
- YouTube Video Creator

3D Product Design

- Industrial Designer / Bridge Designer
- Toy Designer / Kite Designer / Utensil Designer
- Miniature Model Maker / Mockup Artist
- Stained Glass Window Designer
- Prop Designer
- Food Product Designer
- Potter / Ceramic Designer
- Wood Turner / Carver
- Mosaic Designer
- Jeweller
- Weaver
- Glass Artist

Photography

- Advertising Photographer
- Fashion Photographer
- Photo Journalist
- Food Photographer
- Portrait Photographer
- Underwater Photographer
- Wedding Photographer
- Stock Photo Seller
- Director of Photography

Fine Art

- Airbrush Artist / Spray Painter
- Architectural Illustrator
- Book Illustrator
- Graphic Illustrator
- Technical / Textbook Illustrator
- Story Board Illustrator
- Cartoonist / Caricaturist
- Commercial Artist
- Fine Artist (Painter)
- Printmaker / Screen Printer
- Courtroom Artist
- Art Conservationist
- Special Effects Makeup
- Mural Artist
- Tattoo Artist

Arranging / Display

- Food Stylist
- Floral Arranger
- Display and Exhibition Planner
- Art / Design / Colour Consultant
- Gallery Owner / Assistant
- Museum Curator
- Personal Stylist
- Picture Framer
- Online Curator

Organisation / People Management

- Art School Director
- Primary / Elementary Teacher
- Middle / High School Art Teacher
- University Lecturer / Professor
- Private Art Instructor
- Art Therapist
- Art Dealer
- Artist Agent
- Art Supplies Retailer

Any Other Career

Art can be great preparation for any career that requires fine motor skills, presentation skills, an eye for aesthetics and creative thinking!


www.studentartguide.com
Careers for Art Students

- Graphic Designer
- Illustrator
- Architect
- Game Designer
- Fashion Designer
- Curator
- Animator
- Photographer
- Photojournalist
- Film Industry
- Fine Artist

<http://creativejourneyuk.org/>

In the past 6 years, all students making applications to study an Art course at A-Level, College or University have gained a first choice place.



 @BentonParkSch



THE ARTS @BENTON

A large, dark blue silhouette of a lion's head and mane is positioned in the background, facing left. The lion's mane is detailed with wavy lines.

THE ARTS @BENTON