

There are no questions on this page

0 1

The pH scale is a measure of the acidity or alkalinity of a solution.

0 1 . 1

Draw one line from each solution to the pH value of the solution.

[2 marks]

Solution	pH value of the solution
	5
Acid	7
	9
Neutral	11
	13


0 1 . 2

Which ion in aqueous solution causes acidity?

[1 mark]Tick **one** box.H⁺ Na⁺ O²⁻ OH⁻ **Question 1 continues on the next page**

When sulfuric acid is added to sodium hydroxide a reaction occurs to produce two products.

The equation is:



0 1 . **3** How many elements are in the formula H_2SO_4 ?

[1 mark]

Tick **one** box.

3

4

6

7

0 1 . **4** What is this type of reaction?

[1 mark]

Tick **one** box.

Decomposition

Displacement

Neutralisation

Reduction

0 1 . **5** Name the salt produced.

[1 mark]

0 1 . **6** Describe how an indicator can be used to show when all the sodium hydroxide has reacted with sulfuric acid.

[3 marks]

Turn over for the next question

0 2

John Newlands arranged the known elements into a table in order of atomic weight.

Figure 1 shows part of Newlands' table.**Figure 1**

Group	1	2	3	4	5	6	7
	H	Li	Be	B	C	N	O
	F	Na	Mg	Al	Si	P	S
	Cl	K	Ca				

0 2**. 1**

What are the names of the elements in Group 5 of Newlands' table?

[1 mark]Tick **one** box.Calcium and sulfur Carbon and silicon Chlorine and silver Chromium and tin

0 2 . **2** In what order is the modern periodic table arranged?

[1 mark]

Tick **one** box.

Atomic mass

Atomic number

Atomic size

Atomic weight

0 2 . **3** Give **two** differences between Group 1 of Newlands' table and Group 1 of the periodic table.

[2 marks]

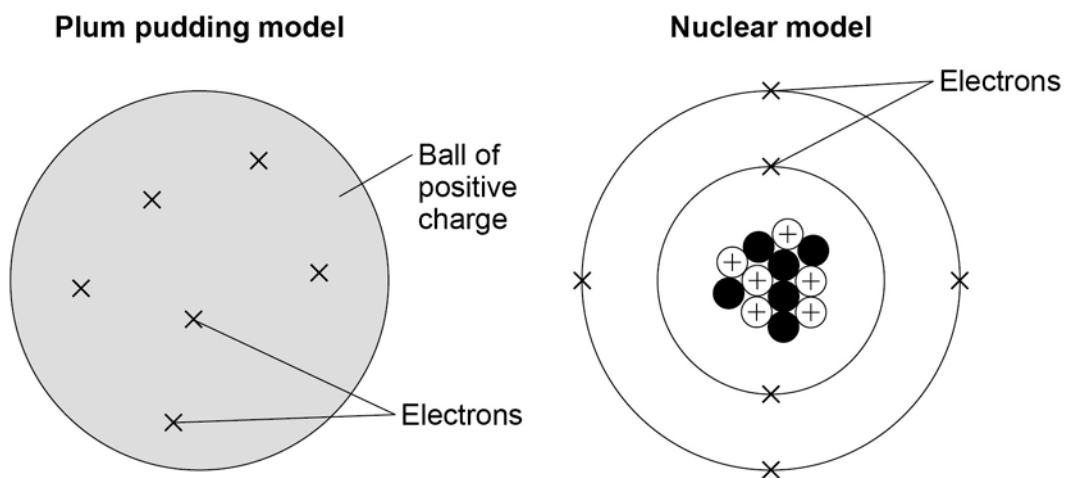
Question 2 continues on the next page

0 2 . 4 In 1864, atoms were thought to be particles that could not be divided up into smaller particles.

By 1898, the electron had been discovered and the plum pudding model of an atom was proposed.

Figure 2 shows the plum pudding model of an atom of carbon and the nuclear model of an atom of carbon.

Figure 2



Compare the position of the subatomic particles in the plum pudding model with the nuclear model.

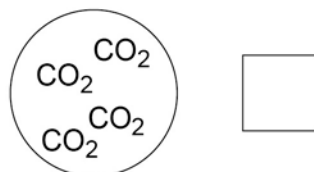
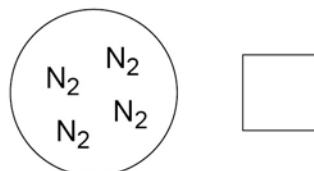
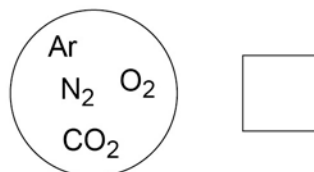
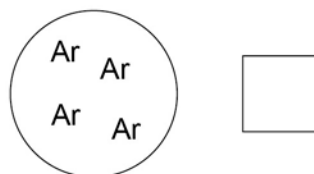
[4 marks]

0 2 . **5** Models are used to show the differences between elements, compounds and mixtures.

Which circle shows a model of a mixture?

[1 mark]

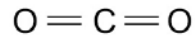
Tick **one** box.



Question 2 continues on the next page

Figure 3 shows a model of carbon dioxide.

Figure 3



0 2 . **6** What does each line between the atoms in **Figure 3** represent?

[1 mark]

Tick **one** box.

Covalent bond

Intermolecular force

Ionic bond

Metallic bond

0 3

Some students investigated the reactivity of four unknown metals, **W**, **X**, **Y** and **Z**.

The letters are not the symbols of these elements.

The students used metal salt solutions of copper nitrate, magnesium sulfate and zinc chloride.

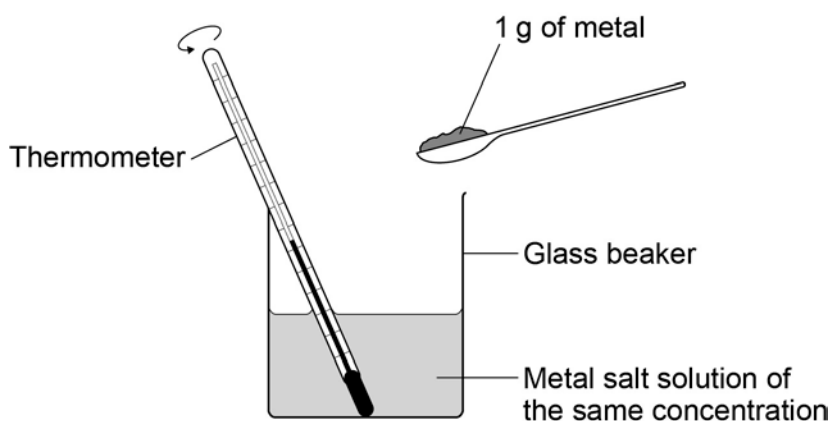
This is the method used.

1. Pour a solution of a metal salt into a glass beaker.
2. Measure the temperature of the solution.
3. Add 1 g of metal to the solution.
4. Measure the temperature of the solution.
5. Calculate the temperature increase.

The students did the experiment using each salt solution with each metal.

Figure 4 shows the apparatus the students used.

Figure 4



Question 3 continues on the next page

Table 1 shows the students' results.

Table 1

Solution	Temperature increase in °C			
	Metal W	Metal X	Metal Y	Metal Z
Copper nitrate	46	10	29	No change
Magnesium sulfate	No change	No change	No change	No change
Zinc chloride	15	No change	No change	No change

0 3 . 1 Which metal is **least** reactive?

[1 mark]

Tick **one** box.

Metal W

Metal X

Metal Y

Metal Z

0 3 . 2 How do the results show that magnesium is **more** reactive than the metals **W, X, Y and Z**?

[1 mark]

0 3 . 3 How do the results show that the reaction between metal **Y** and copper nitrate solution is exothermic?

[1 mark]

0 3 . 4 One student said that the investigation was not valid (a fair test).

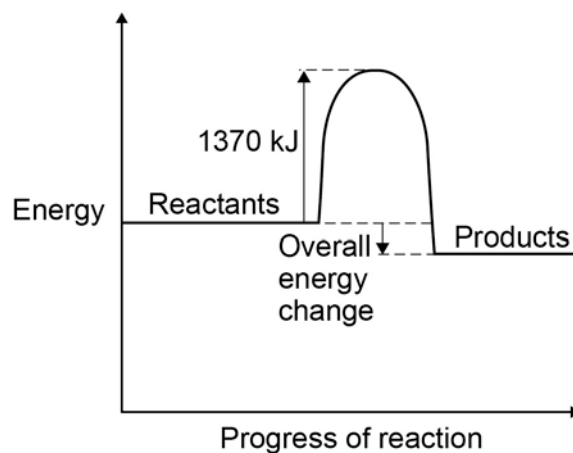
Write a plan for the investigation that includes improvements to the method and apparatus.

[4 marks]

Question 3 continues on the next page

Figure 5 shows the reaction profile of an exothermic reaction.

Figure 5



0 3 . **5** What does the energy value of 1370 kJ represent?

[1 mark]

Tick **one** box.

Activation energy

Products energy

Reactants energy

Released energy

0 3 . **6** The overall energy change is 386 kJ.

What percentage of 1370 kJ is this?

Give your answer to two significant figures.

[2 marks]

Percentage = _____ %

Turn over for the next question

0 4

The three states of matter are solid, liquid and gas.

0 4

. 1

Lithium reacts with water to produce lithium hydroxide solution and hydrogen.

Use the correct state symbols from the box to complete the chemical equation.

[2 marks]

aq	g	l	s
----	---	---	---

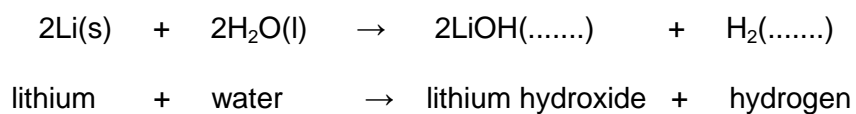
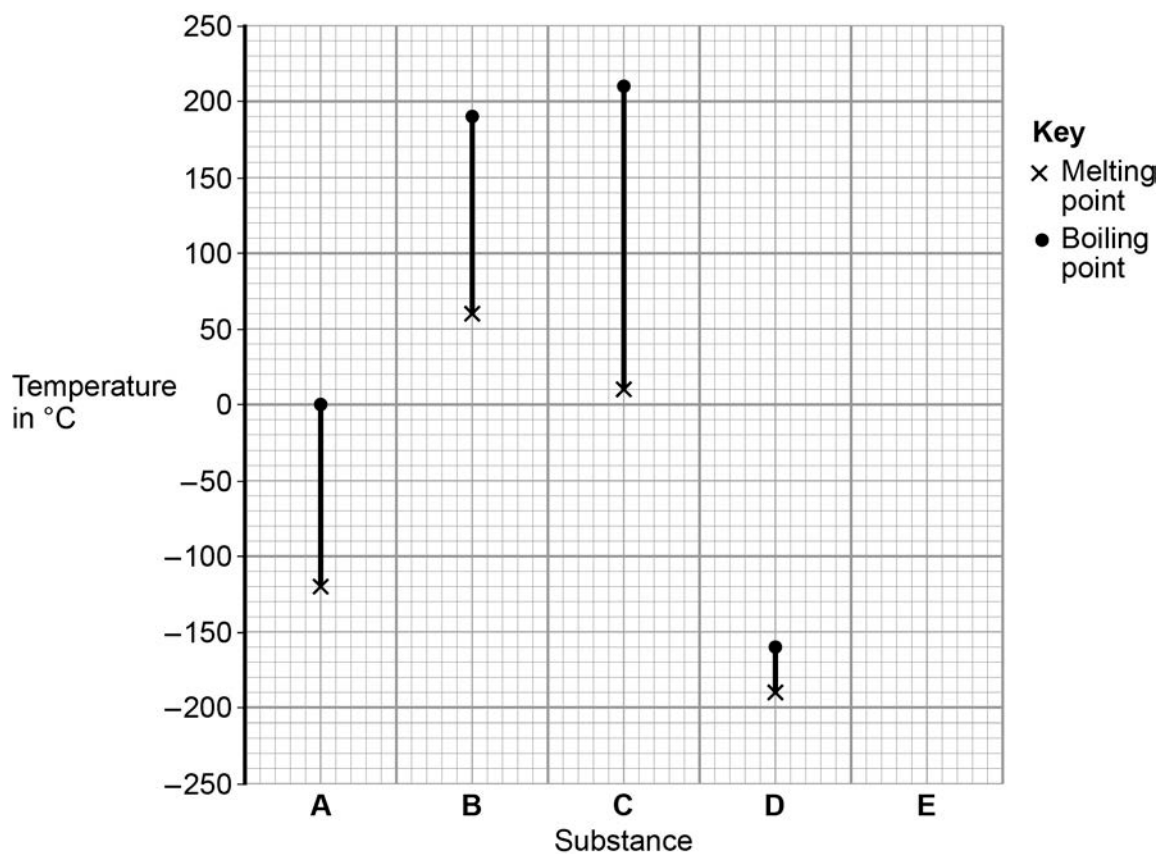


Figure 6 shows the melting points and the boiling points of four substances, **A, B, C** and **D**.

Figure 6

0 4 . **2** Which substance is liquid over the greatest temperature range?

[1 mark]

Tick **one** box.

A

B

C

D

0 4 . **3** Which **two** substances are gases at 50 °C?

[1 mark]

Tick **one** box.

A and B

B and C

C and D

A and D

0 4 . **4** A different substance, **E**, has:

- a melting point of -50 °C
- a boiling point of +120 °C

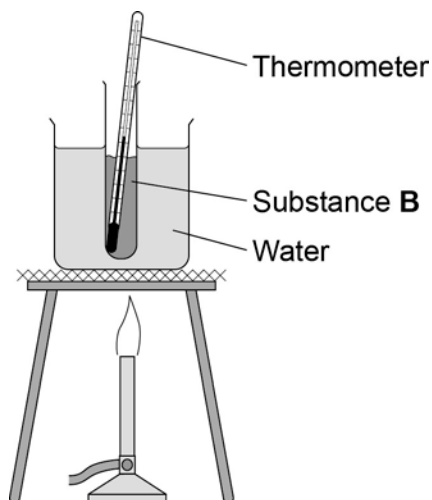
Plot these two values on **Figure 6**.

[2 marks]

Question 4 continues on the next page

Figure 7 shows the apparatus a student used to determine the melting point and the boiling point of substance **B** in **Figure 6**.

Figure 7



- 0 4 . 5** Explain why the student could not use this apparatus to determine the boiling point of substance **B**.

[2 marks]

- 0 4 . 6** Suggest **one** reason why the student could not use this apparatus to determine the exact melting point of substance **B**.

[1 mark]

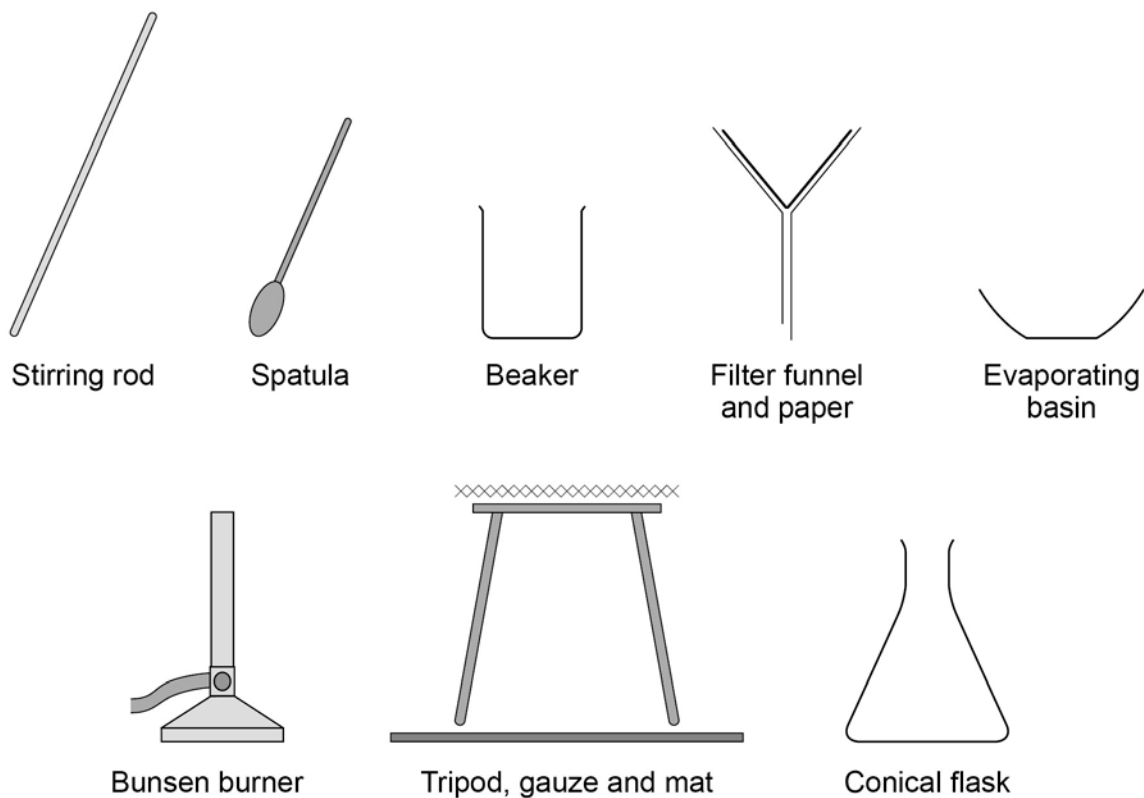
Turn over for the next question

0 5

This question is about making copper salts.

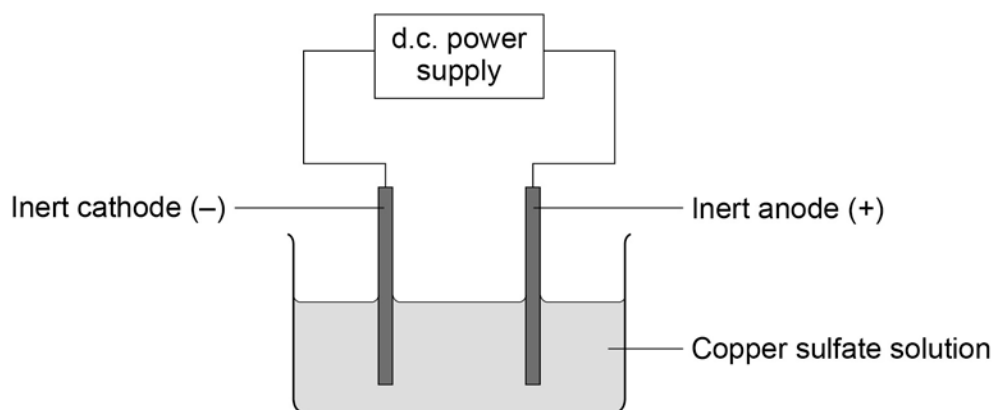
Figure 8 shows the apparatus given to a student.

Figure 8



0 6

Figure 9 shows an apparatus to produce elements from a solution of an ionic compound.

Figure 9**0 6****. 1**

What is the name of the process in **Figure 9**?

[1 mark]

Tick **one** box.

Combustion

Crystallisation

Distillation

Electrolysis

Table 2 shows the products formed from three experiments using different compounds and the apparatus shown in **Figure 9**.

Table 2

Compound	State	Product at cathode	Product at anode
Copper chloride	Molten	Copper	Chlorine
Copper chloride	Aqueous solution	Copper	Chlorine
Potassium bromide	Molten	Potassium	Bromine

0 6 . **2** Use **Table 2** to name the products formed at each electrode if using an aqueous solution of potassium bromide.

[2 marks]

At cathode _____ At anode _____

0 6 . **3** Explain why copper is formed at the cathode during the electrolysis of its salts.

[2 marks]

0 7

This question is about calcium.

0 7**. 1**

What type of compound is calcium oxide?

[1 mark]Tick **one** box.An acid A base A carbonate A salt **0 7****. 2**

Ionic compounds, such as calcium oxide, have high melting points.

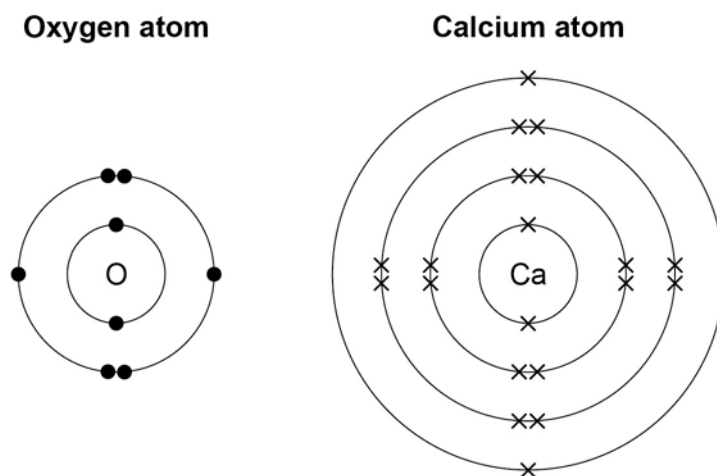
Complete the sentences. Use words from the box.

[1 mark]**bonds****forces****ions****layers**

Calcium oxide has a giant ionic lattice in which there are strong electrostatic _____ of attraction in all directions.

0 7 . 3 Figure 10 shows the electronic structure of an oxygen atom and a calcium atom.

Figure 10



Describe how the calcium atom and the oxygen atom forms calcium oxide.

You should give the charge on each ion formed.

[4 marks]

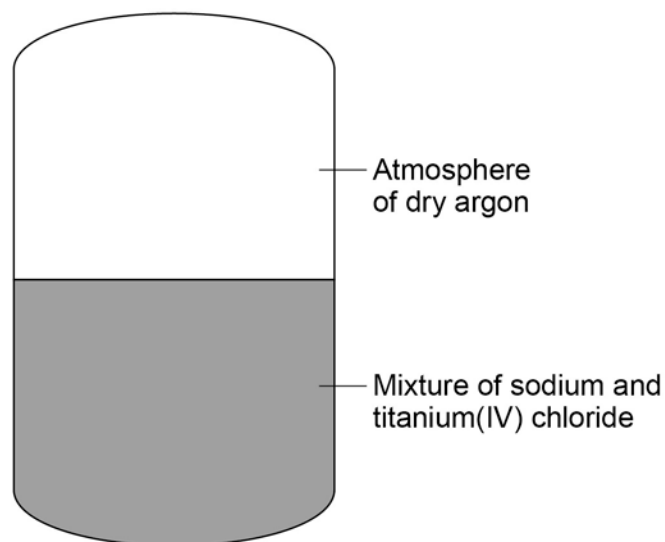
Turn over for the next question

There are no questions printed on this page

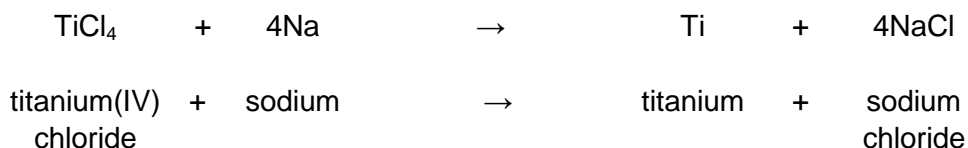
0 8

Figure 12 shows a reactor used to produce titanium from titanium(IV) chloride.

Figure 12



The chemical equation for the reaction of titanium(IV) chloride with sodium is:



0 8 . 1

For one reaction:

- 1615 kg titanium(IV) chloride reacted completely with 782 kg sodium
- 1989 kg sodium chloride was produced.

Calculate the mass of titanium produced from this reaction.

[1 mark]

Mass of titanium = _____ kg

0 8 . **2** **Table 3** shows the solubility of sodium chloride in 100 cm³ of aqueous solution at different temperatures.

Table 3

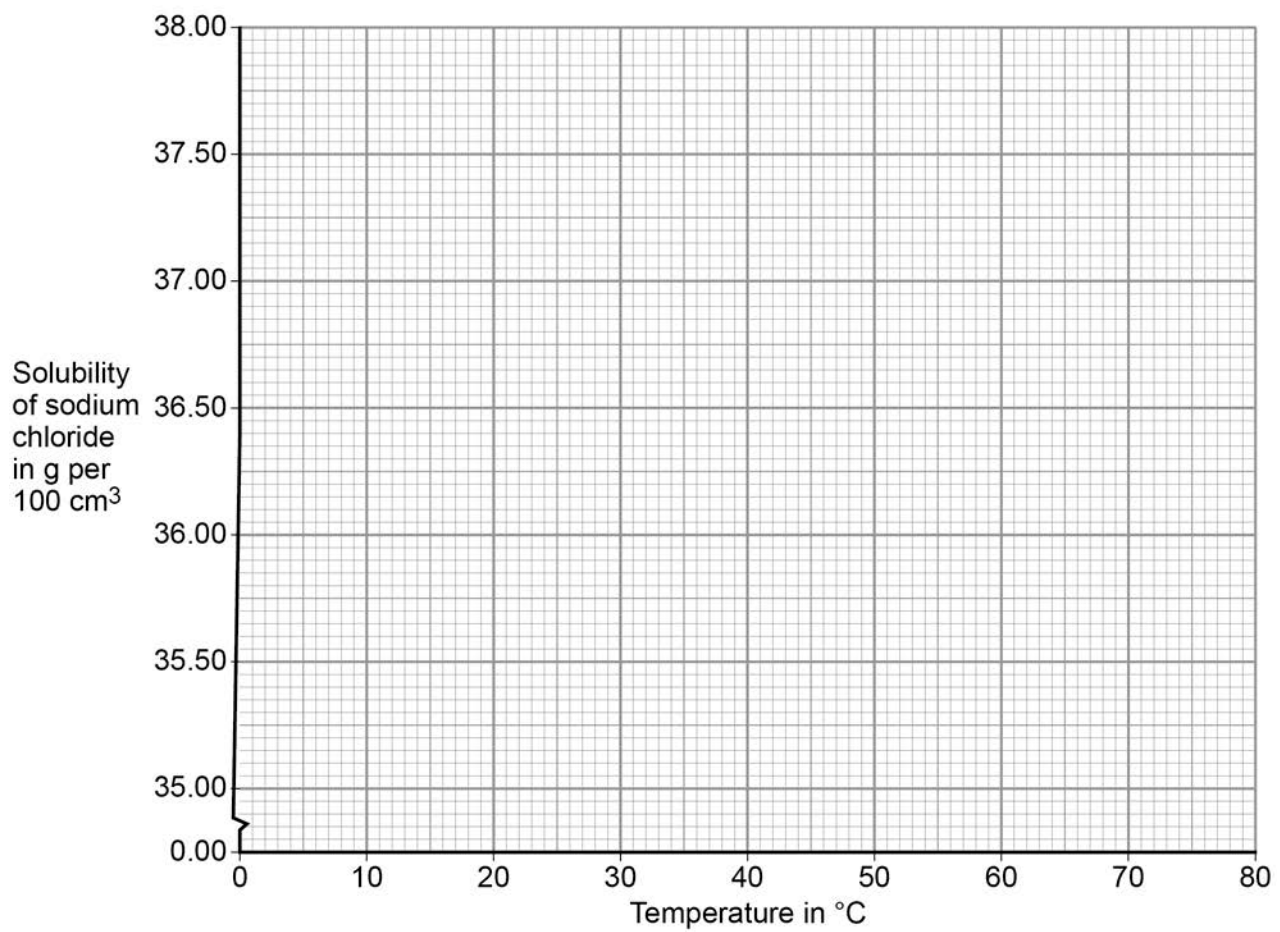
Solubility of sodium chloride in g per 100cm³	Temperature in °C
35.72	10
35.89	20
36.09	30
37.37	40
36.69	50
37.04	60

On Figure 13:

- plot this data on the grid
- draw a line of best fit.

[3 marks]

Figure 13



Question 8 continues on the next page

-
- 0 8** . **3** The product sodium chloride is dissolved in water to separate it from titanium.

At 30 °C the solubility of sodium chloride is 36 kg per 100 dm³.

Calculate the minimum volume of water in dm³, at 30 °C, needed to dissolve 1989 kg sodium chloride.

[2 marks]

Volume of water = _____ dm³

- 0 8** . **4** Calculate the percentage by mass of titanium in titanium(IV) chloride (TiCl₄).

Give your answer to 3 significant figures.

Relative atomic masses (*A_r*): Cl = 35.5; Ti = 48

[3 marks]

Percentage of titanium by mass = _____ %

0 8 . **5** Suggest why the reaction is done in an atmosphere of dry argon instead of air containing water vapour.

[3 marks]

0 8 . **6** Explain why titanium conducts electricity.

[3 marks]

END OF QUESTIONS

There are no questions printed on this page

Copyright information

Permission to reproduce all copyright material has been applied for. In some cases, efforts to contact copyright-holders may have been unsuccessful and AQA will be happy to rectify any omissions of acknowledgements in future papers if notified. If you have any queries please contact the Copyright Team, AQA, Stag Hill House, Guildford, GU2 7XJ.

Copyright © 2016 AQA and its licensors. All rights reserved.