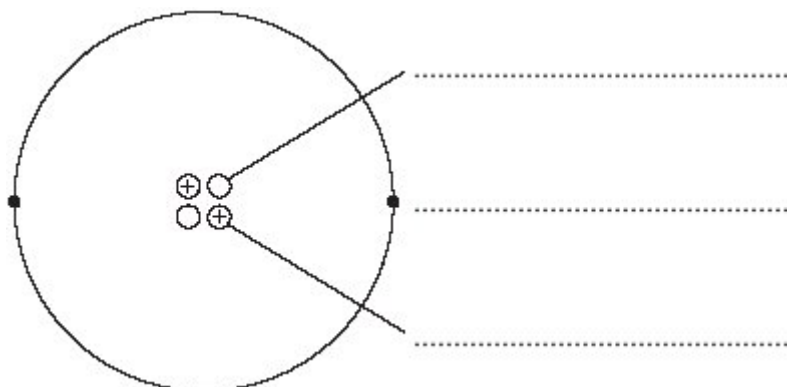


6-4 Atomic structure – Physics

1.0 Figure 1 shows a helium atom.

Figure 1



1.1 Use the words in the box to label the diagram.

[2 marks]

electron	neutron	proton
-----------------	----------------	---------------

1.2 An alpha particle is the same as the nucleus of a helium atom.

How is an alpha particle different from a helium atom?

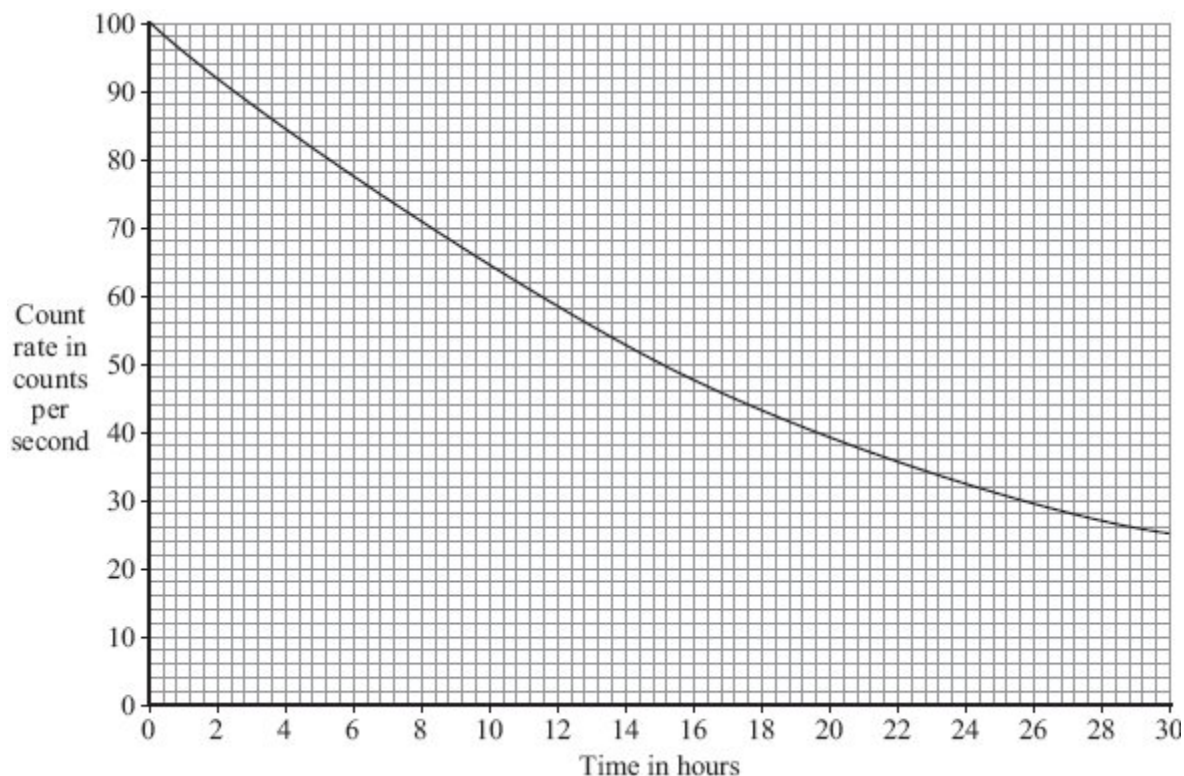
[1 mark]

1.3 Complete the atomic symbol for helium to show helium's atomic number and mass number.

[2 marks]

	He

The graph shows how the count rate from a sample of radioactive sodium-24 changes with time.



1.4 What time, in hours, does it take for the count rate to fall from 60 counts per second to 40 counts per second?

[2 marks]

time = _____ hours

1.5 What is the half-life of sodium-24?

[1 mark]

half-life = _____ hours

2.1 The names of three types of radiation are given in **List A**. Some properties of these three types of radiation are given in **List B**.

Draw **one** line from each type of radiation in **List A** to its correct property in **List B**.

[3 marks]

List A Type of radiation	List B Property of radiation
<div style="border: 1px solid black; padding: 5px; width: fit-content; margin: 10px auto;">alpha</div>	<div style="border: 1px solid black; padding: 5px; width: fit-content; margin: 10px auto;">will pass through paper but is stopped by thin metal</div>
<div style="border: 1px solid black; padding: 5px; width: fit-content; margin: 10px auto;">beta</div>	<div style="border: 1px solid black; padding: 5px; width: fit-content; margin: 10px auto;">has the shortest range in air</div>
<div style="border: 1px solid black; padding: 5px; width: fit-content; margin: 10px auto;">gamma</div>	<div style="border: 1px solid black; padding: 5px; width: fit-content; margin: 10px auto;">will not harm human cells</div>
	<div style="border: 1px solid black; padding: 5px; width: fit-content; margin: 10px auto;">is very weakly ionising</div>

2.2 Complete the following sentences using the words from the box.

[4 marks]

alpha
beta
gamma
proton
neutron

The most penetrating type of radiation is _____.

The type of radiation with the greatest charge is _____.

The type of radiation with the greatest range in air is _____.

The two types of radiation that have no charge are _____ and _____.

3.0 The table shows the average background radiation dose from various sources that a person living in the UK receives in one year.

Source of background radiation	Average radiation dose received each year in mSv
Cosmic rays (from space)	0.40
Food and drink	0.30
Medical treatments (including X-rays)	0.55
Radon gas	1.25
Rocks	0.50
TOTAL	3.00

3.1 A student looked at the data in the table and then wrote down four statements.

Which of the following statements are true?

[2 marks]

Tick **two** boxes.

More than half of the average radiation dose comes from radon gas.

On average, cosmic rays produce less background radiation than rocks.

Everyone living in the UK receives the same background radiation dose.

Having no X-rays reduces a person's radiation dose.

3.2 Each time a chest X-ray is taken, the patient receives about 0.12 mSv of radiation.

How many chest X-rays would just exceed the yearly average dose for medical treatments?

[2 marks]

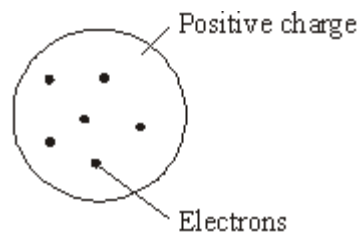
number of chest X-rays = _____

3.3 What percentage of the total dose comes from natural sources?

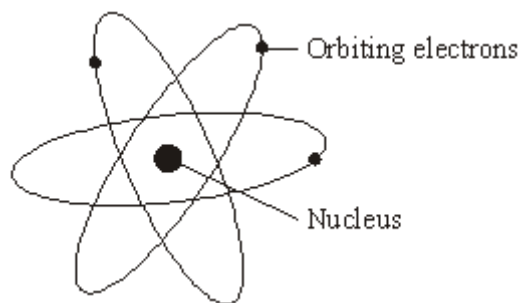
[3 marks]

Percentage = _____

4.0 The discovery of the electron led to the plum pudding model to explain the structure of the atom.



The results from the alpha particle scattering experiment led to the plum pudding model being replaced by the nuclear model.



4.1 Describe the differences between the two models of the atom.

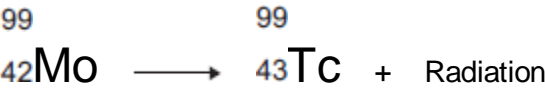
[6 marks]

5.0 There are many isotopes of the element technetium (Tc).

5.1 What do the nuclei of different technetium isotopes have in common?

[1 mark]

5.2 The isotope technetium-99 is produced when a nucleus of a molybdenum-99 decays; it emits radiation when it decays.



What type of radiation is emitted by molybdenum-99? _____

[2 marks]

Give a reason for your answer.

5.3 The isotope molybdenum-99 is produced inside some nuclear power stations from the nuclear fission of uranium-235.

What happens during the process of nuclear fission?

[1 mark]

5.4 Inside which part of a nuclear power station would molybdenum be produced?

[1 mark]

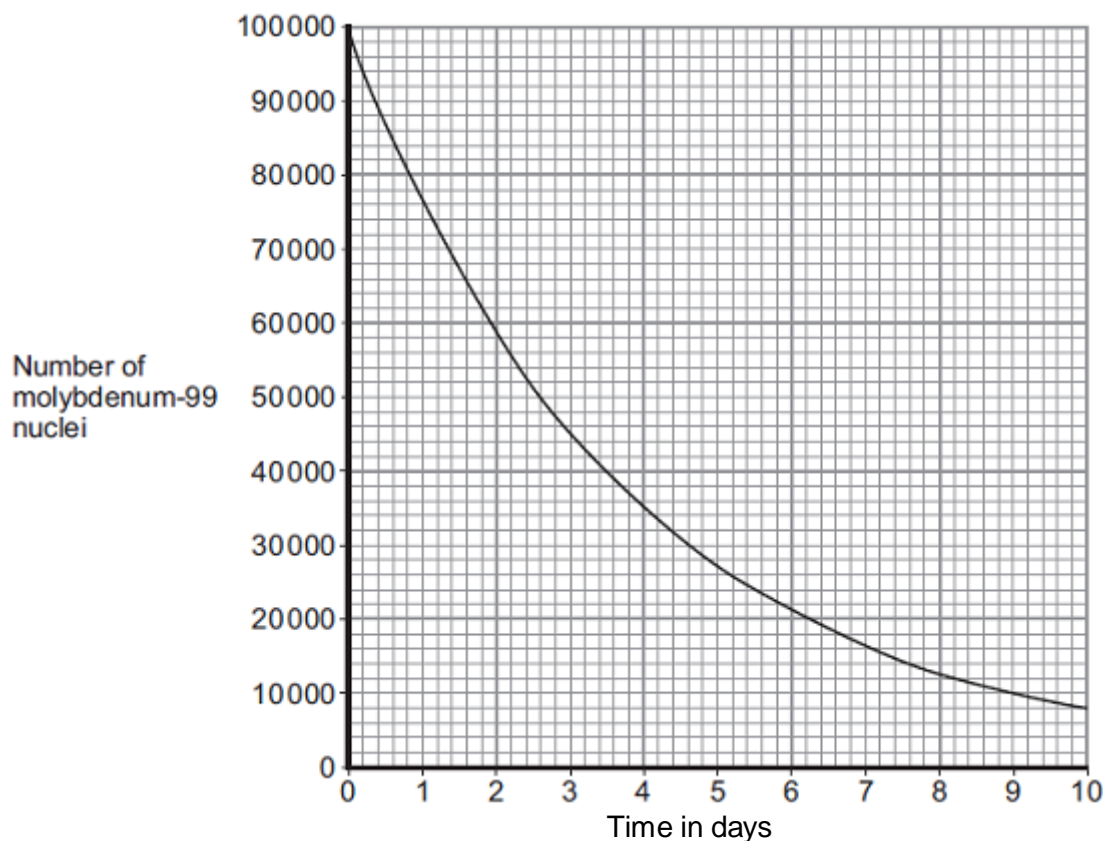
5.5 Technetium-99 has a short half-life and emits gamma radiation.

What is meant by the term 'half-life'?

[1 mark]

5.6 Technetium-99 is used by doctors as a medical tracer. In hospitals it is produced inside a technetium generator by the decay of molybdenum-99 nuclei.

The graph below shows how the number of nuclei in a sample of molybdenum-99 changes with time as the nuclei decay.



A technetium generator will continue to produce sufficient technetium-99 until three half-lives have passed.

After how many days should the technetium generator be replaced?

[2 marks]

Number of days = _____

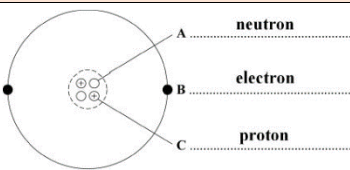
5.7 A doctor claims that after 13 days the technetium generator will be safe to dispose of. Calculate the number of molybdenum nuclei remaining after 13 days, and comment on whether it would be safe to dispose of.

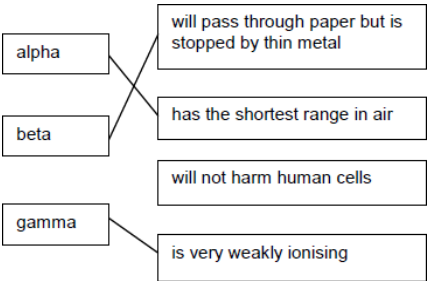
[6 marks]

number of molybdenum nuclei remaining = _____

Safety _____

MARK SCHEME

Qu No.		Extra Information	Marks
1.1		all three labels correct allow 1 mark for 1 or 2 correct labels	2
1.2	has no electrons	allow alpha has a positive (charge) allow a helium (atom) has no (charge)	1
1.3	4		1
	2		1
1.4	19.6 - 11.6	allow ± 0.2 for each reading	1
	8 (hours)	allow ± 0.4 if consistent with values read from the graph	1
1.5	15.2 (hours)	allow ± 0.2	1

Qu No.		Extra Information	Marks
2.1		allow 1 mark for each correct line if more than one line is drawn from any type of radiation box then all of those lines are wrong	3
2.2	gamma		1
	alpha		1
	gamma		1
	gamma and neutron	both required for 1 mark	1

Qu No.		Extra Information	Marks
3.1	on average, cosmic rays produce less background radiation than rocks		1
	having no X-rays reduces a person's radiation dose		1
3.2	0.55/0.12	do not allow 4.583	1
	number of chest X-rays = 5		1
3.3	Sum = 2.15		1
	Percentage of total dose = $(2.15 / 3.00) \times 100$		1
	72 %	allow 2 marks for 0.72 or 0.716	1

Qu No.	Extra Information	Marks
4.1		
Level 3:	A detailed and coherent comparison of the arrangement of the particles in the different models.	5-6
Level 2:	A detailed and coherent description of the arrangement of the particles in the different models.	3-4
Level 1:	A simple description of the arrangement and/or a simple comparison of the arrangement of the particles in the different models.	1-2
	No relevant content.	0
Indicative content		
	nuclear model mass is concentrated at the centre / nucleus plum pudding model mass is evenly distributed nuclear model positive charge occupies only a small part of the atom plum pudding model positive charge spread throughout the atom nuclear model electrons orbit some distance from the centre / nucleus plum pudding electrons embedded in the (mass) of positive (charge) nuclear model the atom mainly empty space plum pudding model is a 'solid' mass	

Qu No.		Extra Information	Marks
5.1	(same) number of protons		1
5.2	beta atomic / proton number increases (by 1) or number of neutrons decreases / changes by 1		1 1
5.3	nuclei split		1
5.4	the reactor		1
5.5	time taken for number of radioactive nuclei to halve or (average) time taken for count-rate / activity to halve		1
5.6	1 half-life = 2.6 days number of days = 7.8 days		1 1
5.7	Number of half-lives = $13/2.6$ fraction = $(\frac{1}{2} \times \frac{1}{2} \times \frac{1}{2} \times \frac{1}{2} \times \frac{1}{2})$ or $(\frac{1}{2})^5$ 100 000 / 32 3125 safe number is comparatively low, so low activity unlikely to be substantial risk of contamination / irradiation. or unsafe There are still some atoms of molybdenum left so some radiation emitted therefore still a small risk.	no mark for safe / unsafe	1 1 1 1 1 1