

5-5 Energy Changes – Trilogy

1.0 The **Figure 1** shows magnesium burning in air.

Figure 1



© Charles D Winters/Science Photo Library

1.1 Give **one** observation that you can make from **Figure 1** that shows that a chemical reaction is taking place.

[1 mark]

1.2 The Bunsen burner flame provides energy to start the magnesium burning.
Draw a ring around the name given to the energy needed to start a chemical reaction.

[1 mark]

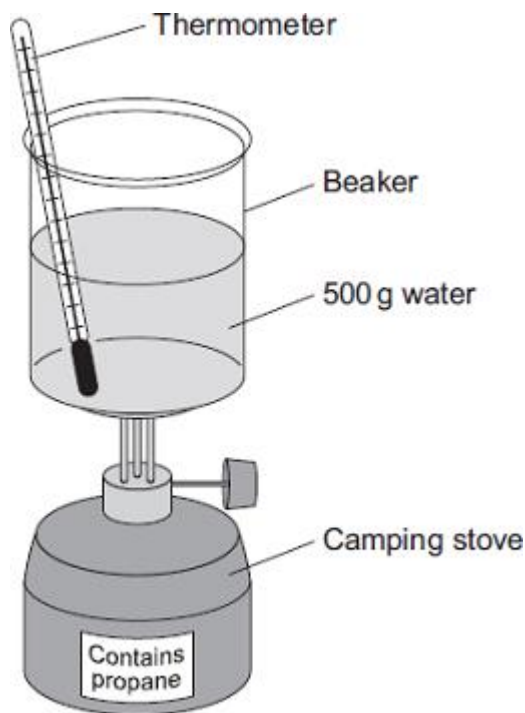
Activation energy

Potential Energy

Solar Energy

2.0 A camping stove uses propane gas.

A student investigated the energy released when propane gas is burnt.



The student:

- put 500 g water into a beaker
- recorded the starting temperature of the water
- heated the water by burning propane for 1 minute
- recorded the temperature of the water after burning the propane.

Table 1 shows the student's results for the investigation.

Table 1

Starting temperature of water in °C	Temperature of water after burning propane in °C	Temperature change of water in °C
19	34	

2.1 Calculate the temperature change of the water.

[1 mark]

Temperature change = _____ °C

2.2 Calculate the energy released in joules when propane is burned for 1 minute.

Use the equation:

$$\text{energy released (J)} = \text{mass of water (g)} \times 4.2 \times \text{temperature change (}^\circ\text{C)}$$

[2 marks]

Energy released = _____ J

3.0 A student investigated the energy released when different metals react with copper sulfate solution.

3.1 What is the independent variable in this investigation?

[1 mark]

3.2 What is the dependent variable in this investigation?

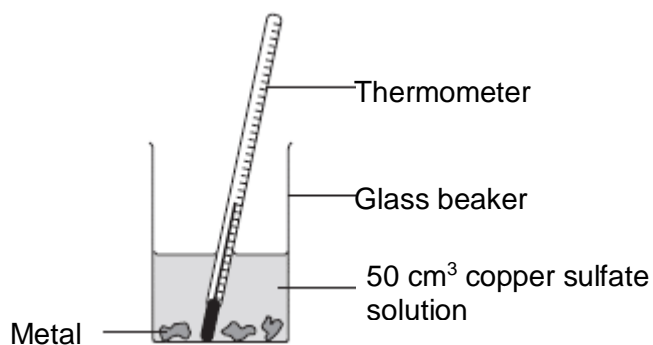
[1 mark]

3.3 State **two** control variables the student should keep the same.

[2 marks]

3.4 **Figure 2** shows the equipment the student used for the investigation.

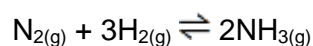
Figure 2



Explain how the student could have improved the **equipment** used for this investigation.

[4 marks]

4.0 Ammonia is used in the manufacture of fertilisers. The equation for the formation of ammonia (NH₃) from nitrogen (N₂) and hydrogen (H₂) is:



This question refers to the **forward** reaction which is exothermic.


Bond energies for the reaction are given in **Table 1**.

Table 1

Bond	Bond energy in kJ per mole
N ≡ N	945
H – H	436
N – H	390

The structures are shown in **Figure 1**.

Figure 1



4.1 Calculate the overall energy change for the **forward** reaction.

[3 marks]

Overall energy change = _____ J

4.2 Draw an energy level diagram for the **forward** reaction


Mark on the energy level diagram:

- Nitrogen (N₂)
- Hydrogen (H₂)
- Ammonia (NH₃)

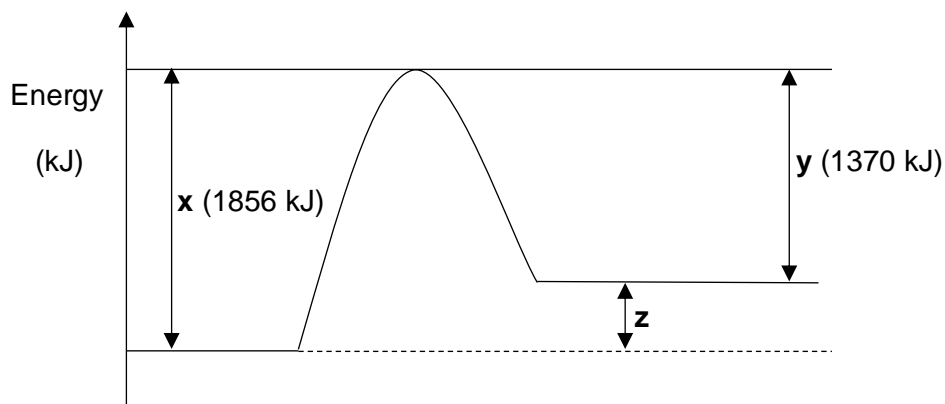
[3 marks]

5.0 Water decomposes to form hydrogen and oxygen.

The equation for the reaction is:



The reaction profile for this reaction is shown below.



5.1 Explain the significance of **x**, **y** and **z** in the reaction profile in terms of energy transfers that occur in the reaction.

In your answer make reference to:

- the substances involved
- the bonds broken and formed
- the overall energy transfer

[6 marks]

MARK SCHEME

Qu No.		Extra Information	Marks
1.1	any one from: <ul style="list-style-type: none"> there was a flame (white) smoke was formed the magnesium turned into a (white) powder 		1
1.2	activation energy		1

Qu No.		Extra Information	Marks
2.1	15 °C		1
2.2	31500 (J)	Allow ecf from 2.1 Allow 1 mark for $500 \times 4.2 \times 15$ or $500 \times 4.2 \times (\text{ans } 2.1)$	2

Qu No.		Extra Information	Marks
3.1	Type of metal	Allow metal	1
3.2	Temperature <u>change</u>		1
3.3	Any two from: <ul style="list-style-type: none"> Volume of copper sulfate solution Concentration of copper sulfate solution Mass of metal used Starting temperature 		2
3.4	Used a lid	Allow insulate outside of beaker	1
	To reduce heat loss or to improve insulation		1
	Used a thermometer with a higher resolution.	Allow measure to the nearest 0.5 °C or 0.1 °C	1
	To measure the temperature change more accurately		1

Qu No.		Extra Information	Marks
4.1	(energy taken in) = $945 + (3 \times 436) = 2253$ (kJ)		1
	(energy given out) = $6 \times 390 = 2340$ (kJ)		1
	(energy change) $2253 - 2340 = (-) 87$ (kJ)	Allow ecf from step 1/ 2 Correct answer with/without working gains 3 marks.	1
4.2	Reactant energy higher than the product energy		1
	Curve for the reaction correctly drawn		1
	Nitrogen and hydrogen shown as reactants and ammonia as a product		1

Qu No.	Extra Information	Marks
5.1		
Level 3:	A detailed and coherent explanation is given, which demonstrates a broad understanding of the key scientific ideas. The response makes logical links between the points raised and uses sufficient examples to support these links.	5-6
Level 2:	An explanation is given which demonstrates a reasonable understanding of the key scientific ideas. Links are made but may not be fully articulated and / or precise.	3-4
Level 1:	Simple statements are made which demonstrate a basic understanding of some of the relevant ideas. The response may fail to make logical links between the points raised.	1-2
	No relevant content	0
Indicative content		
Substances <ul style="list-style-type: none"> • reactant is water • products are oxygen and hydrogen significance of x, y and z <ul style="list-style-type: none"> • x is energy required to break the bonds in reactant / water • x is activation energy • y is the energy released given out when bonds form • y is the energy released given out when hydrogen and oxygen form • z is difference between x and y • z is the overall energy transfer overall energy transfer <ul style="list-style-type: none"> • $z = 1856 - 1370 = (+)486 \text{ kJ}$ • overall, energy is absorbed in the reaction • energy required to break existing bonds is greater than the energy released when new bonds form • so reaction is endothermic 		